







RAD120 90° Angle Head

120

Technical Data

	ER16 — 10mm / M6
	Max. 7,000rpm Speed ratio 1 : 1
	Max. @ 7,000rpm 0.94kW
	Max. @ 100rpm 3.7Nm
	(Without tools) 4.1kg
	Input Opposite to Output

